

(1)(a) Statement showing Shareholding Pattern

Annexure - 6A

Name of the Company:

KWALITY CREDIT & LEASING LIMITED

Scrp Code, Name of the scrip, class of security:

531206, KWALITY CREDIT & LEASING LIMITED, EQUITY

Quarter Ended

31.12.2013

(PRE)

Partly paid-up shares:-	No. of partly up shares	paid- As a % of total no. of partly paid-up shares	As a % of total no. of shares of the company
Held by promoter/promoter group	N.A.	N.A.	N.A.
Held by public	N.A.	N.A.	N.A.
Total	N.A.	N.A.	N.A.
Outstanding convertible securities :-	No. of outstanding securities	As a % of total no. of outstanding convertible securities	As a % of total no. of shares of the company, assuming full conversion of the convertible securities
Held by promoter/promoter group	N.A.	N.A.	N.A.
Held by public	N.A.	N.A.	N.A.
Total	N.A.	N.A.	N.A.
Warrants:-	No. of warrants	As a % of total no. of warrants	As a % of total no. of shares of the company, assuming full conversion of the warrants
Held by promoter/promoter group	N.A.	N.A.	N.A.
Held by public	N.A.	N.A.	N.A.
Total	N.A.	N.A.	N.A.
Total paid-up capital of the company assuming full conversion of warrants and convertible securities		4222703	

*Include 722703 Equity Shares allotted on Preferential Basis to Non-Promoters on 08.03.2013, pending Listing in the Calcutta Stock Exchange Association Ltd. and Jaipur Stock Exchange Ltd.

Kwaliti Credit & Leasing Limited


Managing Director

Category Code	Category of Shareholder	No of Shareholders	Total No. of Shares	Number of Shares held in dematerialized form	Total Shareholding as a percentage of total number of Shares			Shares pledged or otherwise encumbered		
					(A+B) (vi)	(A+B+C) (vii)	Number of shares (viii)	As a Percentage (ix) = (viii)/(v)*100		
(i)	(ii)	(iii)	(iv)	(v)	(vi)	(vii)	(viii)	(ix)		
(A)	Shareholding of Promoter and Promoter Group									
(1)	Indian									
(a)	Individuals/Hindu Undivided Family	1	42000	42000	0.99	0.99	0.00	0.00		
(b)	Central Government/ State Government (S)	0	0	0	0.00	0.00	0.00	0.00		
(c)	Bodies Corporate	0	0	0	0.00	0.00	0.00	0.00		
(d)	Financial Institutions/ Banks	0	0	0	0.00	0.00	0.00	0.00		
(e)	Any Other (specify)	0	0	0	0.00	0.00	0.00	0.00		
	Sub-Total (A) (1)	1	42000	42000	0.99	0.99	0.00	0.00		
(2)	Foreign									
(a)	Individuals/ Non resident Individuals/Foreign Individuals)	0	0	0	0.00	0.00	0.00	0.00		
(b)	Bodies Corporate	0	0	0	0.00	0.00	0.00	0.00		
(c)	Institutions	0	0	0	0.00	0.00	0.00	0.00		
(d)	Qualified Foreign Investors	0	0	0	0.00	0.00	0.00	0.00		
(e)	Any Other (specify)	0	0	0	0.00	0.00	0.00	0.00		
	Sub-Total (A) (2)	0	0	0	0.00	0.00	0.00	0.00		
	Total Shareholding of Promoter and Promoter Group A-(A1)+(A)2)	1	42000	42000	0.99	0.99	0.00	0.00		
(B)	Public Shareholding									
(1)	Institutions									
(a)	Mutual Funds/UTI	0	0	0	0.00	0.00	0.00	0.00		
(b)	Financial Institution/Banks	0	0	0	0.00	0.00	0.00	0.00		
(c)	Central Government/State Government(s)	0	0	0	0.00	0.00	0.00	0.00		
(d)	Venture Capital Funds	0	0	0	0.00	0.00	0.00	0.00		

(e)	Insurance Companies	0	0	0	0	0.00	0.00	0.00	0.00
(f)	Foreign Institutional Investors	0	0	0	0	0.00	0.00	0.00	0.00
(g)	Foreign Venture Capital Investors	0	0	0	0	0.00	0.00	0.00	0.00
(h)	Qualified Foreign Investors	0	0	0	0	0.00	0.00	0.00	0.00
(h)	Any Other (specify)	0	0	0	0	0.00	0.00	0.00	0.00
	Sub-Total (B) (1)	0	0	0	0	0.00	0.00	0.00	0.00
(2)	Non Institutions								
(a)	Bodies Corporate	97	591038	551388	14.00	14.00	0.00	0.00	0.00
(b)	Individuals- 1) Individual shareholders holding nominal share capital up to Rs. 1 Lakh 2) Individual shareholders holding nominal share capital in excess of Rs. 1Lakh.**	1056	1729345	1703122	40.95	40.95	0.00	0.00	0.00
(c)	Qualified Foreign Investor	0	0	0	0.00	0.00	0.00	0.00	0.00
(d)	Any Others	0	0	0	0.00	0.00	0.00	0.00	0.00
(d.1)	Non Resident Individual	1	4	4	0.00	0.00	0.00	0.00	0.00
	Sub-Total (B) (2)	1247	4180703	4114830	98.01	98.01	0.00	0.00	0.00
	Total Public Shareholding B=(B)(1)+(B)(2)	1247	4180703	4114830	98.01	98.01	0.00	0.00	0.00
	Total (A)+(B)	1248	4222703	4156830	100.00	100.00	0.00	0.00	0.00
(C)	Shares held by Custodians and against which Depository Receipts have been issued.								
1	Promoter and Promoter Group	0	0	0	0.00	0.00	0.00	0.00	0.00
2	Public	0	0	0	0.00	0.00	0.00	0.00	0.00
	Sub-Total (C)	0	0	0	0.00	0.00	0.00	0.00	0.00
	GRAND TOTAL (A)+(B)+(C)	1248	4222703	4156830	100.00	100.00	0.00	0.00	0.00

Kwality Credit & Leasing Limited

Managing Director



(1)(b) Statement showing holding of securities (including shares, warrants, convertible securities) of persons belonging to the category "Promoter and Promoter Group"

Sr. No.	Name of the shareholder	Details of Shares held			Encumbered shares (*)			Details of warrants			Details of convertible securities			Total shares (including underlying shares assuming full conversion of warrants and convertible securities) as a % of diluted share capital.
		No. of shares held	As a % of Grand total (A) + (B) + (C) (IV)	No. (V)	As a percentage (VI) = (V) / (III) * 100	As a % of Grand total (A) + (B) + (C) of sub-clause (I)(a) (VII)	Number of warrants held (VIII)	As a % total number of warrants of the same class (IX)	Number of convertible securities held (X)	As a % total number of convertible securities of the same class (XI)	(XII)			
1	PRAHALAD KUMAR JHUNJHUNWALA	42000	0.99	0.00	0.00	0.00	0.00	0.00	0.00	0.00	0.00	0.00	0.00	
	Total	42000	0.99	0.00	0.00	0.00	0.00	0.00	0.00	0.00	0.00	0.00	0.00	

(*) The term "encumbrance" has the same meaning as assigned to it in regulation 28(3) of the SAST Regulations, 2011


(1)(c)(i) Statement showing holding of securities (including shares, warrants, convertible securities) of persons belonging to the category "Public" and holding more than 1% of the total number of shares

Sr. No.	Name of the shareholder	Number of Shares held	Shares as a percentage of total Grand Total (A)+(B)+(C) indicated in Statement at para (1)(e) above	Details of warrants			Details of convertible securities			Total shares (including underlying shares assuming full conversion of warrants and convertible securities) as a % of diluted share capital
				Number of warrants held	As a % total number of warrants of the same class	Number of convertible securities held	% w.r.t total number of convertible securities of the same class			
1	SUNITA KOTHARI	159103	3.77	0.00	0.00	0.00	0.00	0.00	3.77	
2	DHARMENDRA KOTHARI	73376	1.74	0.00	0.00	0.00	0.00	0.00	1.74	
3	REKHA D SHAH	75000	1.78	0.00	0.00	0.00	0.00	0.00	1.78	
4	VARSHA DUDHERIA	63400	1.50	0.00	0.00	0.00	0.00	0.00	1.50	
5	ECONO TRADE (INDIA) LTD	59627	1.39	0.00	0.00	0.00	0.00	0.00	1.39	
7	CHRAJ DEV KOTHARI	42900	1.02	0.00	0.00	0.00	0.00	0.00	1.02	
	Total	472408	11.20	0.00	0.00	0.00	0.00	0.00	11.20	

(1)(c)(ii) Statement showing holding of securities (including shares, warrants, convertible securities) of persons (together with PAC) belonging to the category "Public" and holding more than 5% of the total number of shares of the company

Sr. No.	Name(s) of the shareholder(s) and the Person Acting in Concert (PAC) with them	Number of Shares	Shares as a percentage of total number of shares (i.e. Grand Total (A)+(B)+(C) indicated in Statement at para (1)(e) above)	Details of warrants			Details of convertible securities			Total shares (including underlying shares assuming full conversion of warrants and convertible securities) as a % of diluted share capital
				Number of warrants	As a % total number of warrants of the same class	Number of convertible securities held	% w.r.t total number of convertible securities of the same class			
1	NIL	NIL	NIL	NIL	NIL	NIL	NIL	NIL	NIL	
	Total	NIL	NIL	NIL	NIL	NIL	NIL	NIL	NIL	

Kwality Credit & Leasing Limited


Managing Director

(1) (d) Statement showing details of locked-in shares.

Sl.No.	Name of the Shareholder	Number of locked-in shares	Locked-in shares as a percentage of total number of shares (i.e. Grand Total (A)+(B)+(C) Indicated in Statement at para (1) (a) above)	Promoter/Promoter Group/Public
1	SUSHMA CHHAJER	18181	0.43	PUBLIC
2	BHARAT SHAH	13636	0.32	PUBLIC
3	VISHNU KANT LAHOTI	13636	0.32	PUBLIC
4	NITA BAJORIA	13636	0.32	PUBLIC
5	NAMIT BAJORIA	13636	0.32	PUBLIC
6	P. NAGESHWARA RAO	18181	0.43	PUBLIC
7	PARAG MAJUMDAR	18181	0.43	PUBLIC
8	DINESH MAJUMDAR	18181	0.43	PUBLIC
9	SULOCHANA DEVI LAHOTI	13636	0.32	PUBLIC
10	BENI PRASAD LAHOTI	13636	0.32	PUBLIC
11	FALGUNI MAJUMDAR	18181	0.43	PUBLIC
12	PUSHPA MAJUMDAR	18181	0.43	PUBLIC
13	SHANTI KUMAR DHAREWA	13636	0.32	PUBLIC
14	SURAJ MAL BORAR	13636	0.32	PUBLIC
15	OMPRAKASH CHIRANJILAL JAIN	13636	0.32	PUBLIC
16	NAMIT BAJORIA HUF	13636	0.32	PUBLIC
17	SHOBHA MODI	18181	0.43	PUBLIC
18	SAVITA MODI	18181	0.43	PUBLIC
19	PRAVEEN MODI	18181	0.43	PUBLIC
20	MANJU DEVI	13636	0.32	PUBLIC
21	MAHAVEER KUMAR	13636	0.32	PUBLIC
22	ASHOK M JAIN	13636	0.32	PUBLIC
23	ARJUN KUMAR	13636	0.32	PUBLIC
24	RUCHIKA GOENKA	18181	0.43	PUBLIC
25	RISHAB ASHOK CHHAJER	18181	0.43	PUBLIC
26	PINKY VINOD HIRANI	13636	0.32	PUBLIC
27	VINODKUMAR MUNILALJI HIRANI	13636	0.32	PUBLIC
28	DEEPAK MUNILALJI HIRANI	13636	0.32	PUBLIC
29	SUMAN DEEPAK HIRANI	13636	0.32	PUBLIC
30	BANDI RAMESH	13636	0.32	PUBLIC
31	P. NAGA DURGA	13636	0.32	PUBLIC
32	REKHADEVI RAJENDRA HIRANI	13636	0.32	PUBLIC
33	RAJENDRA MUNILAL HIRANI	13636	0.32	PUBLIC
34	SACHIN SUBHASCHANDRA MALU	13636	0.32	PUBLIC
35	NANND LAL YADAV	18181	0.43	PUBLIC
36	MAHABIR PRASAD AGARWAL	18181	0.43	PUBLIC
37	OM PRAKASH AGARWALA	18181	0.43	PUBLIC
38	Y. VIJAYA KUMAR	13636	0.32	PUBLIC
39	Y. SUNITHA	13636	0.32	PUBLIC
40	K JITENDRA KUMAR	13636	0.32	PUBLIC
41	PRAVINI KUMAR K	13636	0.32	PUBLIC
42	ARVIND KUMAR K	13636	0.32	PUBLIC
43	ATULKUMAR H MEHTA	13636	0.32	PUBLIC
44	REETABEN ATULKUMAR MEHTA	13636	0.32	PUBLIC
45	HARIKISHAN SUNDERLAL VIRMANI	13636	0.32	PUBLIC
46	ANUJ MODI	18181	0.43	PUBLIC
47	SMRITI KANODIA	13636	0.32	PUBLIC
48	RADHA DEVI GOENKA	18181	0.43	PUBLIC
	Total	722703	17.11	NIL

Kwality Credit & Leasing Limited


Ms. N. Raju
Director

(ii) (a) Statement showing details of Depository Receipts (DRs)

Sl.No.	Type of outstanding DR (ADRs, GDRs, SDRs, etc.)	Number of outstanding DRs	No of shares underlying outstanding DRs	Shares underlying outstanding DRs as a percentage of total number of shares (i.e. Grand total (A)+(B)+(C) indicated in Statement at para (i) (a) above)
1	NIL	NIL	NIL	NIL
	Total	NIL	NIL	NIL

(ii) (b) Statement showing holding of Depository Receipts (DRs), where underlying shares held by 'promoter/promoter group' are in excess of 1% of the total number of shares

Sl.No.	Name of the DR Holder	Type of outstanding DR (ADRs, GDRs, SDRs, etc.)	No. of shares underlying outstanding DRs	Shares underlying outstanding DRs as a percentage of total number of shares (i.e. Grand total (A)+(B)+(C) indicated in statement at para (i) (a) above)
1	NIL	NIL	NIL	NIL
	Total	NIL	NIL	NIL

Kwaality Credit & Leasing Limited


Managing Director

(1)(a) Statement showing Shareholding Pattern

Annexure - CA

Name of the Company:

ANURODH INFRASTRUCTURE LIMITED

Scrp Code, Name of the scrip, class of security:

ANURODH INFRASTRUCTURE LIMITED, EQUITY


Quarter Ended

31.12.2013


Partly paid-up shares:-	No. of partly up shares	paid-up shares	As a % of total no. of partly paid-up shares	As a % of total no. of shares of the company
Held by promoter/promoter group	N.A.		N.A.	N.A.
Held by public	N.A.		N.A.	N.A.
Total	N.A.		N.A.	N.A.
Outstanding convertible securities :-	No. of outstanding securities	As a % of total no. of outstanding convertible securities	As a % of total no. of shares of the company, assuming full conversion of the	
Held by promoter/promoter group	N.A.		N.A.	N.A.
Held by public	N.A.		N.A.	N.A.
Total	N.A.		N.A.	N.A.
Warrants:-	No. of warrants	As a % of total no. of warrants	As a % of total no. of shares of the company, assuming full conversion of the	
Held by promoter/promoter group	N.A.		N.A.	N.A.
Held by public	N.A.		N.A.	N.A.
Total	N.A.		N.A.	N.A.
Total paid-up capital of the company assuming full conversion of warrants and convertible securities			42630000	

Resort Credit & Leasing Ltd.


Managing Director

Kwality Credit & Leasing Limited

 Managing Director

Category Code	Category of Shareholder	No of Shareholders (iii)	Total No. of Shares (iv)	Number of Shares held dematerialized form (v)	Total Shareholding as a Percentage of total number of Shares		Number of shares pledged or otherwise encumbered (viii)	As a Percentage (ix) = (viii)/(v)*100
					As a percentage of (A+B) (vi)	As a percentage of (A+B+C) (vii)		
(1)	(ii)	(iii)	(iv)	(v)	(vi)	(vii)	(viii)	(ix)
(A)	Shareholding of Promoter and Promoter Group							
(1)	Indian							
(a)	Individuals/Hindu Undivided Family	0	0	0	0.00	0.00	0.00	0.00
(b)	Central Government/ State Government (S)	0	0	0	0.00	0.00	0.00	0.00
(c)	Bodies Corporate	1	14371250	0	33.71	33.71	0.00	0.00
(d)	Financial Institutions/ Banks	0	0	0	0.00	0.00	0.00	0.00
(e)	Any Other (specify)	0	0	0	0.00	0.00	0.00	0.00
	Sub-Total (A) (1)	1	14371250	0	33.71	33.71	0.00	0.00
(2)	Foreign							
(a)	Individuals(Non resident Individuals/Foreign Individuals)	0	0	0	0.00	0.00	0.00	0.00
(b)	Bodies Corporate	0	0	0	0.00	0.00	0.00	0.00
(c)	Institutions	0	0	0	0.00	0.00	0.00	0.00
(d)	Qualified Foreign Investors	0	0	0	0.00	0.00	0.00	0.00
(e)	Any Other (specify)	0	0	0	0.00	0.00	0.00	0.00
	Sub-Total (A) (2)	0	0	0	0.00	0.00	0.00	0.00
	Total Shareholding of Promoter and Promoter Group As=(A1)+(A2)	1	14371250	0	33.71	33.71	0.00	0.00
(B)	Public Shareholding							
(1)	Institutions							
(a)	Mutual Funds/UTI	0	0	0	0.00	0.00	0.00	0.00
(b)	Financial Institution/Banks	0	0	0	0.00	0.00	0.00	0.00
(c)	Central Government/State Government(s)	0	0	0	0.00	0.00	0.00	0.00
(d)	Venture Capital Funds	0	0	0	0.00	0.00	0.00	0.00


 Managing Director
Kwality Credit & Leasing Limited

(e)	Insurance Companies	0	0	0	0	0.00	0.00	0.00	0.00	0.00
(f)	Foreign Institutional Investors	0	0	0	0	0.00	0.00	0.00	0.00	0.00
(g)	Foreign Venture Capital Investors	0	0	0	0	0.00	0.00	0.00	0.00	0.00
(h)	Qualified Foreign Investors	0	0	0	0	0.00	0.00	0.00	0.00	0.00
(h)	Any Other (specify)	0	0	0	0	0.00	0.00	0.00	0.00	0.00
	Sub-Total (B) (1)	0	0	0	0	0.00	0.00	0.00	0.00	0.00
(2)	Non Institutions									
(a)	Bodies Corporate	21	2096700	367100	4.92	4.92	0.00	0.00	0.00	0.00
(b)	Individuals- i) Individual shareholders holding nominal share capital up to Rs. 1 Lakh	1194	6727800	4097700	15.78	15.78	0.00	0.00	0.00	0.00
	ii) Individual shareholders holding nominal share capital in excess of Rs. 1Lakh	563	19434250	8710150	45.59	45.59	0.00	0.00	0.00	0.00
(c)	Qualified Foreign Investor	0	0	0	0.00	0.00	0.00	0.00	0.00	0.00
(d)	Any Others	0	0	0	0.00	0.00	0.00	0.00	0.00	0.00
(d.i)	Non Resident Individual	0	0	0	0.00	0.00	0.00	0.00	0.00	0.00
	Sub-Total (B) (2)	1778	28258750	13174950	66.29	66.29	0.00	0.00	0.00	0.00
	Total Public Shareholding B=(B)(1)+(B)(2)	1778	28258750	13174950	66.29	66.29	0.00	0.00	0.00	0.00
	Total (A)+(B)	1779	42630000	13174950	100.00	100.00	0.00	0.00	0.00	0.00
(c)	Shares held by Custodians and against which Depository Receipts have been issued. Promoter and Promoter Group	0	0	0	0.00	0.00	0.00	0.00	0.00	0.00
1	Public	0	0	0	0.00	0.00	0.00	0.00	0.00	0.00
2	Sub-Total (C)	0	0	0	0.00	0.00	0.00	0.00	0.00	0.00
	GRAND TOTAL (A)+(B)+(C)	1779	42630000	13174950	100.00	100.00	0.00	0.00	0.00	0.00

(1)(b) Statement showing holding of securities (including shares, warrants, convertible securities) of persons belonging to the category "Promoter and Promoter Group"

Sr. No.	Name of the shareholder	Details of Shares held		Encumbered shares (*)		Details of warrants		Details of convertible securities		Total shares (including underlying shares convertible into warrants and convertible securities) as a % of diluted share capital
		No. of shares held	As a % of grand total (A) + (B) + (C) (IV)	No. (V)	As a % percentage (VI) = (V) / (III * 100	As a % of grand total (A) + (B) + (C) of sub-class (VII) (M)	Number of warrants held (VIII)	As a % total number of warrants of the same class (IX)	Number of convertible securities held (X)	
1	FASTNER MACHINERY DEALERS LIMITED	14371250	33.71	0.00	0.00	0.00	0.00	0.00	0.00	0.00
	Total	14371250	33.71	0.00	0.00	0.00	0.00	0.00	0.00	0.00

(*) The term "Encumbered" has the same meaning as assigned to it in regulation 28(3) of the SAST Regulations, 2011

(1)(c) Statement showing holding of securities (including shares, warrants, convertible securities) of persons belonging to the category "Public" and holding more than 1% of the total number of shares

Sr. No.	Name of the shareholder	Number of Shares held	Shares as a percentage of total number of shares (i.e. Grand Total (A)+(B)+(C) here indicated in Statement at para (1)(a) above)	Number of warrants held	Details of warrants		Details of convertible securities		Total shares (including underlying shares convertible into warrants and convertible securities) as a % of diluted share capital
					As a % total number of warrants of the same class	Number of convertible securities held	% w.r.t total number of convertible securities of the same class		
1	MULTI-GOLD PLASTIC MARKETING PVT. LTD.	1221850	2.87	0.00	0.00	0.00	0.00	2.87	
2	HARISH G BULCHANDANI	490000	1.15	0.00	0.00	0.00	0.00	1.15	
	Total	1711850	4.02	0.00	0.00	0.00	0.00	4.02	

(1)(c)(i) Statement showing holding of securities (including shares, warrants, convertible securities) of persons (together with PACI) belonging to the category "Public" and holding more than 1% of the total number of shares of the company

Sr. No.	Name of the shareholder and the Person Acting in Concert (PACI) with them	Number of Shares	Shares as a percentage of total number of shares (i.e. Grand Total (A)+(B)+(C) here indicated in Statement at para (1)(a) above)	Number of warrants	Details of warrants		Details of convertible securities		Total shares (including underlying shares convertible into warrants and convertible securities) as a % of diluted share capital
					As a % total number of warrants of the same class	Number of convertible securities held	% w.r.t total number of convertible securities of the same class		
1	NIL	NIL	NIL	NIL	NIL	NIL	NIL	NIL	NIL
	Total	NIL	NIL	NIL	NIL	NIL	NIL	NIL	NIL

(1)(d) Statement showing details of locked-in shares.

Sr.No.	Name of the Shareholder	Number of locked-in shares	Locked-in shares as a percentage of total number of shares (i.e. Grand Total (A)+(B)+(C) here indicated in Statement at para (1)(a) above)	Promoter/Promoter Group/Public
1	NIL	NIL	NIL	NIL
	Total	0	0.00	NIL

(1)(e) Statement showing details of Depository Receipts (DRs)

Sr.No.	Type of outstanding DR (ADRs, GDRs, SDRs, etc)	Number of outstanding DRs	No. of shares underlying outstanding DRs	Shares underlying outstanding DRs as a percentage of total number of shares (i.e. Grand Total (A)+(B)+(C) here indicated in Statement at para (1)(a) above)
1	NIL	NIL	NIL	NIL
	Total	NIL	NIL	NIL

(1)(f) Statement showing holding of Depository Receipts (DRs), where underlying shares held by "promoter/promoter group" are in excess of 1% of the total number of shares

Sr.No.	Name of the DR holder	Type of outstanding DR (ADRs, GDRs, SDRs, etc.)	No. of shares underlying outstanding DRs	Shares underlying outstanding DRs as a percentage of total number of shares (i.e. Grand Total (A)+(B)+(C) here indicated in Statement at para (1)(a) above)
1	NIL	NIL	NIL	NIL
	Total	NIL	NIL	NIL

Kwatly Credit & Leasing Limited

Managing Director

(1)(a) Statement showing Shareholding Pattern

Annexure - 6A

Name of the Company:

ORIGINAL FASHION TRADERS LIMITED

Script Code, Name of the scrip, class of security:

ORIGINAL FASHION TRADERS LIMITED, EQUITY


Quarter Ended


31.12.2013

Partly paid-up shares:-	No. of partly up shares	paid-up shares	As a % of total no. of partly paid-up shares of the company	As a % of total no. of shares of the company
Held by promoter/promoter group	N.A.		N.A.	N.A.
Held by public	N.A.		N.A.	N.A.
Total	N.A.	N.A.	N.A.	N.A.
Outstanding securities :-				
convertible securities :-	No. of outstanding securities	As a % of total no. of outstanding convertible securities	As a % of total no. of shares of the company, assuming full conversion of the convertible	
Held by promoter/promoter group	N.A.	N.A.	N.A.	N.A.
Held by public	N.A.	N.A.	N.A.	N.A.
Total	N.A.	N.A.	N.A.	N.A.
Warrants:-				
No. of warrants	No. of warrants	As a % of total no. of warrants	As a % of total no. of shares of the company, assuming full conversion of the warrants	
Held by promoter/promoter group	N.A.	N.A.	N.A.	N.A.
Held by public	N.A.	N.A.	N.A.	N.A.
Total	N.A.	N.A.	N.A.	N.A.
Total paid-up capital of the company assuming full conversion of warrants and convertible securities		48510000		

Kwality Credit & Leasing Limited

Managing Director




Managing Director
Kwality Credit & Leasing Limited

Category Code	Category of Shareholder	No. of Shareholders	Total No. of Shares	Number of Shares held in dematerialized form	Total Shareholding as a percentage of total number of Shares As a percentage of (A+B) (vi)	As a percentage of (A+B+C) (vii)	Number of shares (viii)	As a Percentage (ix) = (viii)/(vii)*100
(i)	(ii)	(iii)	(iv)	(v)	(vi)	(vii)	(viii)	(ix)
(A)	Shareholding of Promoter and Promoter Group							
(1)	Indian							
(a)	Individuals/Hindu Undivided Family	0	0	0	0.00	0.00	0.00	0.00
(b)	Central Government/ State Government (S)	0	0	0	0.00	0.00	0.00	0.00
(c)	Bodies Corporate	0	0	0	0.00	0.00	0.00	0.00
(d)	Financial Institutions/ Banks	0	0	0	0.00	0.00	0.00	0.00
(e)	Any Other (specify)	0	0	0	0.00	0.00	0.00	0.00
	Sub-Total (A) (1)	0	0	0	0.00	0.00	0.00	0.00
(2)	Foreign							
(a)	Individuals(Non resident Individuals/Foreign Individuals)	0	0	0	0.00	0.00	0.00	0.00
(b)	Bodies Corporate	0	0	0	0.00	0.00	0.00	0.00
(c)	Institutions	0	0	0	0.00	0.00	0.00	0.00
(d)	Qualified Foreign Investors	0	0	0	0.00	0.00	0.00	0.00
(e)	Any Other (specify)	0	0	0	0.00	0.00	0.00	0.00
	Sub-Total (A) (2)	0	0	0	0.00	0.00	0.00	0.00
	Total Shareholding of Promoter and Promoter Group A=(A1)+(A2)	0	0	0	0.00	0.00	0.00	0.00
(B)	Public Shareholding							
(1)	Institutions							
(a)	Mutual Funds/UTI	0	0	0	0.00	0.00	0.00	0.00
(b)	Financial Institutions/Banks	0	0	0	0.00	0.00	0.00	0.00
(c)	Central Government/State Government(s)	0	0	0	0.00	0.00	0.00	0.00
(d)	Venture Capital Funds	0	0	0	0.00	0.00	0.00	0.00

(e)	Insurance Companies	0	0	0	0	0.00	0.00	0.00	0.00
(f)	Foreign Institutional Investors	0	0	0	0	0.00	0.00	0.00	0.00
(g)	Foreign Venture Capital Investors	0	0	0	0	0.00	0.00	0.00	0.00
(h)	Qualified Foreign Investors	0	0	0	0	0.00	0.00	0.00	0.00
(h)	Any Other (specify)	0	0	0	0	0.00	0.00	0.00	0.00
	Sub-Total (B) (1)	0	0	0	0	0.00	0.00	0.00	0.00
(2)	Non Institutions								
(a)	Bodies Corporate	19	6697360	5935410		13.81	13.81	0.00	0.00
(b)	Individuals- i) Individual shareholders holding nominal share capital up to Rs. 1 Lakh ii) Individual shareholders holding nominal share capital in excess of Rs. 1 Lakh. **	1718	9850040	5855290		20.30	20.30	0.00	0.00
(c)	Qualified Foreign Investor	0	0	0		0.00	0.00	0.00	0.00
(d)	Any Others	0	0	0		0.00	0.00	0.00	0.00
(d.i)	Non Resident Individual	0	0	0		0.00	0.00	0.00	0.00
	Sub-Total (B) (2)	2478	48510000	33401700		100.00	100.00	0.00	0.00
	Total Public Shareholding B=(B)(1)+(B)(2)	2478	48510000	33401700		100.00	100.00	0.00	0.00
	Total (A)+(B)	2478	48510000	33401700		100.00	100.00	0.00	0.00
(C)	Shares held by Custodians and against which Depository Receipts have been issued. Promoter and Promoter Group								
1	Public	0	0	0		0.00	0.00	0	0
2	Sub-Total (C)	0	0	0		0.00	0.00	0	0
	GRAND TOTAL (A)+(B)+(C)	2478	48510000	33401700		100.00	100.00	0.00	0.00

Kwality Credit & Leasing Limited

BD
Managing Director

(i)(b) Statement showing holding of securities (including shares, warrants, convertible securities) of persons belonging to the category "Promoter and Promoter Group"

Sr. No.	Name of the shareholder	Details of Shares held			Encumbered shares (*)			Details of warrants			Details of convertible securities			Total shares (including underlying shares assuming full conversion of warrants and convertible securities) as a % of diluted share capital
		No. of shares held	As a % of grand total (A) + (B) + (C) (IV)	No. (%)	As a percentage (VI) = (V) / (III) * 100	As a % of grand total (A) + (B) + (C) of sub-clause (i)(a) (VII)	Number of warrants (VIII)	As a % total number of warrants of the same class (IX)	Number of convertible securities held (X)	As a % total number of convertible securities of the same class (XII)	Total shares (including underlying shares assuming full conversion of warrants and convertible securities) as a % of diluted share capital			
1	NIL	0	0	0.00	0.00	0.00	0.00	0.00	0.00	0.00	0.00	0.00	0.00	
	Total	0	0.00	0.00	0.00	0.00	0.00	0.00	0.00	0.00	0.00	0.00	0.00	

(*) The term "encumbrance" has the same meaning as assigned to it in regulation 28(3) of the SAST Regulations, 2011

(1) (c) (i) Statement showing holding of securities (including shares, warrants, convertible securities) of persons belonging to the category "Public" and holding more than 1% of the total number of shares

Sr. No.	Name of the shareholder	Number of Shares held	Shares as a percentage of total number of shares (i.e., Grand Total/(A)+(B)+(C) indicated in Statement at para (i)(a) above)	Number of warrants held	Details of warrants		Details of convertible securities		Total shares (including underlying shares assuming full conversion of warrants and convertible securities) as a % of diluted share capital
					As a % total number of warrants of the same class	Number of convertible securities held	% w.r.t total number of convertible securities of the same class		
1	JAGUAR INFRA DEVELOPERS PRIVATE LIMITED	485410	1.00	0.00	0.00	0.00	0.00	1.00	
2	YOGESH HARISH BULCHANDANI	490000	1.01	0.00	0.00	0.00	0.00	1.01	
3	HITESH RAMPRAKASH CHHATWAL	490000	1.01	0.00	0.00	0.00	0.00	1.01	
4	RAJ KUMARI AGRAWAL	490000	1.01	0.00	0.00	0.00	0.00	1.01	
5	RAJESH MANUPRASAD TRIVEDI	490000	1.01	0.00	0.00	0.00	0.00	1.01	
6	MANUPRASAD MAGANLAL TRIVEDI	490000	1.01	0.00	0.00	0.00	0.00	1.01	
7	VINAY BABU DR.	588000	1.21	0.00	0.00	0.00	0.00	1.21	
8	MULTIFOLD PLASTIC MARKETING PRIVATE LIMITED	982730	2.02	0.00	0.00	0.00	0.00	2.02	
9	ANURODH INFRASTRUCTURE PVT. LTD	1121100	2.31	0.00	0.00	0.00	0.00	2.31	
10	WONDERLAND PAPER SUPPLIERS PRIVATE LIMITED	2889800	5.98	0.00	0.00	0.00	0.00	5.98	
	Total	8517040	17.55	0.00	0.00	0.00	0.00	17.55	

(1)(c)(ii) Statement showing holding of securities (including shares, warrants, convertible securities) of persons (together with PAC) belonging to the category "Public" and holding more than 5% of the total number of shares of the company

Sr. No.	Name(s) of the shareholder(s) and the Persons Acting in Concert (PAC) with them	Number of Shares	Shares as a percentage of total number of shares (i.e., Grand Total (A)+(B)+(C) indicated in Statement at para (i)(a) above)	Number of warrants	Details of warrants		Details of convertible securities		Total shares (including underlying shares assuming full conversion of warrants and convertible securities) as a % of diluted share capital
					As a % total number of warrants of the same class	Number of convertible securities held	% w.r.t total number of convertible securities of the same class		
1	WONDERLAND PAPER SUPPLIERS PRIVATE LIMITED	2889800	5.98	NIL	NIL	NIL	NIL	NIL	5.98
	Total	2889800	5.98	NIL	NIL	NIL	NIL	NIL	5.98

Kwality Credit & Leasing Limited

Managing Director

(i) (d) Statement showing details of locked-in shares.

Sl.No.	Name of the Shareholder	Number of locked-in shares	Locked-in shares as a percentage of total number of shares (i.e. Grand Total (A)+(B)+(C) indicated in statement at para (i) (a) above }	Promoter/Promoter Group/Public
1	NIL	NIL		
	Total	0	0.00	NIL

(ii) (a) Statement showing details of Depository Receipts (DRs)

Sl.No.	Type of outstanding DR (ADRs, GDRs, SDRs, etc.)	Number of outstanding DRs	No of shares underlying outstanding DRs	Shares underlying outstanding DRs as a percentage of total number of shares (i.e. Grand total (A)+(B)+(C) indicated in Statement at para (i) (a) above)
1	NIL	NIL	NIL	NIL
	Total	NIL	NIL	NIL

(ii) (b) Statement showing holding of Depository Receipts (DRs), where underlying shares held by 'promoter/promoter group' are in excess of 1% of the total number of shares

Sl.No.	Name of the DR Holder	Type of outstanding DR (ADRs, GDRs, SDRs, etc.)	No. of shares underlying outstanding DRs	Shares underlying outstanding DRs as a percentage of total number of shares (i.e. Grand total (A)+(B)+(C) indicated in statement at para (i) (a) above)
1	NIL	NIL	NIL	NIL
	Total	NIL	NIL	NIL

Kwality Credit & Leasing Limited


Managing Director